











-  POWER
-  WATER
-  TOILETS
-  1 SCULPTURES
-  2 PLAYGROUND
-  3 CWA HALL ACCESS
-  4 VEHICLE ENTRY POINT
-  5 UNITING CHURCH CAR PARK ACCESS
-  3m MARQUEE (AT SCALE)
-  6m MARQUEE (AT SCALE)